

# X8

WHERE STYLE MEETS POWER



# ALL THE POWER YOU NEED

## New X8 VT-Drive Range: a perfect blend of power and style

At McCormick high power has a name: X8. Boasting over 300 hp, the X8 tractor series combines true power with comfort and style. Specially designed for demanding contractors who work full time on farming businesses, X8 tractors have been developed with an eye to the functional potential offered by electronics and designed to seamlessly integrate future technologies. To meet tomorrow's challenges, the X8 series offers the operator a variety of high-grade features: automotive-style hood and fenders, a fully redesigned Premiere Cab with ergonomically-arranged, easy-to-use controls for the four-stage VT-Drive transmission, a bright DSM touchscreen monitor, a high-performance hydraulic system with up to 212 l/min flow rate and up to ten electro-hydraulic remote valves, and powerful Betapower Fuel Efficiency engines capable of delivering up to 310 hp for the X8.680 model.





# HIGHLIGHTS

## Cab

- Four-post design with spacious flat-deck platform
- Instrument panel tilting with steering column
- Ventilated air suspension seat with swivel optional
- Multi-function armrest with ergonomically-designed controller and integrated controls
- 12" Data Screen Manager touchscreen monitor
- Hide-Away trainer seat
- Automatic climate control
- Two-point hydraulic cab suspension

## Engine

- Electronic engine management and turbo intercooler with common rail injection
- eVGT electronically-controlled variable-geometry turbocharger
- Exhaust gas after-treatment with SCR catalytic converter and AdBlue\*
- Engines located within a rugged chassis to help reduce noise and vibration levels within the cab
- Coolers open out to allow easier and faster cleaning
- 550-liter fuel tank and 70-liter AdBlue\* tank

## Transmission

- VT-Drive four-stage continuously variable transmission
- Four programmable speed ranges
- Transmission controls integrated into the VT Easy Pilot proportional controller
- Remote Shuttle button
- Soft acceleration, optimum speed, constant traction
- Lower fuel consumption, reduced operating costs
- 40km/h or 50 km/h ECO speed at reduced engine rpm

## Hydraulic system

- Load-sensing closed-centre hydraulic system
- Hydraulic pump flow of up to 212 l/min
- Up to 10 electrohydraulic remote valves
- Electronically-controlled rear hitch with up to 12000 kg lift capacity
- Three-speed PTO
- Front hitch with up to 5000 kg lift capacity
- Front 1000rpm-PTO is supplied as an option

## Axles

- Electronically-controlled suspended front axle with central pivot
- Front axle with wet multi-disc brakes
- Fully locking differential
- Rear axle with annular-piston wet multi-disc brakes
- Possibility to mount tyres size 900/60R42 (Ø 2.15 m)
- Automatic four-wheel drive engagement

## Body and work lights

- New hood design to reflect the new McCormick family styling
- Rear fenders with fixed extensions
- Cab with opening roof hatch
- Four-step access ladder on both sides integrated into the fuel tank
- Up to 18 LED work lights on hood and cab roof
- Latest-generation LED work lights on rear fenders





**DESIGN**

hood - fenders -  
cab - lights  
page 8-9

**CAB**

comfort - controls -  
ergonomics - electronics  
page 12-13

**ENGINE**

models - power ratings -  
features  
page 11

**HYDRAULICS**

hitches - remote valves -  
flow rates  
page 11

**TRANSMISSION**

transmission - controls - PTOs  
page 11

**FRAME**

axles - brakes -  
engine chassis - tyres  
page 11

A red McCormick tractor is shown in a field of harvested crops, likely wheat or corn. The tractor is positioned in the lower right quadrant of the image, facing left. It has large, treaded tires and a front-mounted implement. The field is filled with rows of golden-brown stalks, and the background shows a vast, flat landscape under a clear sky. The tractor's hood features the McCormick logo and the name 'MCCORMICK' in white letters. The overall scene conveys a sense of agricultural productivity and readiness for work.

**ALWAYS** READY TO WORK

The range comprises  
three models:

- **X8.660 VT-Drive** with 264/194 hp/kW
- **X8.670 VT-Drive** with 286/210 hp/kW
- **X8.680 VT-Drive** with 310/228 hp/kW





X8.680

MCCORMICK

VMT  
DRIVE



# UNCOMPROMISING DESIGN



In designing the X8 series, our primary goal was to build a tractor which combined advanced features with unequalled style and comfort. With its amazing design, the McCormick X8 makes farmers and contractors excited and proud to drive it. The hood and fenders with their sharp, dynamic lines give this tractor an aggressive and attractive look, while the automotive-style LED lights seamlessly integrated into the front grill highlights the McCormick family styling.

The four-post cab with its large glass surfaces and transparent roof hatch provides exceptional visibility in all directions. In addition, ten roof-mounted work lights provide excellent illumination for night work. The X8 tractor also features wrap-around fenders with fixed extensions and two latest-generation LED tail lights.

The fuel tank incorporates four well-spaced access steps for the operator to easily get in and out of the cab. The fuel tank further integrates the SCR catalytic converter which connects seamlessly to the muffler exhaust pipe fitted onto the right cab post. Thanks to all these features, the X8 will simply amaze you with its appealing look and outstanding performance.

## McCormick X8, innovative in every way

With the X8 series breaking the 300hp barrier, McCormick continues its commitment to expand its product line. The X8 series offers three models with power ratings of 264, 286 and 310 hp. They are powered by Betapower Fuel Efficiency six-cylinder engines with eVGT electronically-controlled variable-geometry turbocharger and SCR exhaust gas after-treatment technology that meet the Tier4 Final emission regulations. To match the new power levels, the X8 series has been equipped with our new VT-Drive four-stage continuously variable transmission.

The closed-centre hydraulic system features a load-sensing variable-displacement pump that provides a flow rate of 157 l/min and operates up to ten Bosch electrohydraulic remote valves ensuring a total flow of 140 l/min. A high-flow pump providing 212 l/min is available as an option. The electronically-controlled rear hitch is equipped

with lower link draft sensing for accurate implement control and provides a maximum lift capacity of 12000 kg. The electro-hydraulically engaged rear PTO offers three standard speeds: 540E/1000/1000E rpm. The X8 also comes with a certified ISOBUS system which allows the operator to control compatible implements through a dedicated menu included in the 12-inch DSM touch screen monitor.

Standard equipment also includes a front hitch with a lift capacity of 5000 kg, while a front 1000rpm-PTO is supplied as an option. The front axle is equipped standard with an electronically-controlled centre-pivot suspension system and wet multi-disc brakes to ensure safe positive stopping and driving comfort. The new X8 series also impresses with its stylish bodywork and with the aggressive, seductive lines of its cab, hood and fenders matching the modern McCormick family styling.



## ENGINE

- The X8 series tractors feature Betapower Fuel Efficiency 6.7L, six-cylinder engines that deliver power ratings of 264, 286 and 310 hp. These engines are equipped with eVGT electronically-controlled variable-geometry turbocharger, common rail injection system and SCR exhaust gas after-treatment technology and meet the Tier4 Final emission regulations. The engine is located within a rugged chassis which helps reduce noise and vibration levels within the cab.
- The tilt-up hood opens wide to provide easy access to the engine compartment for routine service and maintenance. The coolers located in front of the radiator open fully from a single latch to provide easy cleaning in dusty conditions.

## TRANSMISSION

- The VT-Drive transmission is a continuously variable transmission that provides an infinite number of speed ratios from zero to the maximum speed permitted in the country of use (40 km/h, 50 km/h or 60 km/h). This transmission offers four speed ranges that allow the use of spe-

cific implements at varying speeds which can be programmed by the operator.

- The VT Easy Pilot proportional controller integrated into the multi-function armrest features a series of buttons that allow the operator to select speeds and ranges and to operate different functions such as the Remote Shuttle facility, rear hitch fast raise lower, speed cruise control, one remote valve and the headland management. All functions are clearly displayed on the instrument panel and on the DSM touch screen monitor.

## AXLES

- Outstanding traction and excellent manoeuvrability ensure optimum grip and stability, resulting in improved driving comfort in the field and on the road. For added grip extra-wide tyres size 900/60R42 can be optionally fitted. The front suspended axle with centre pivot is equipped with wet multi-disc brakes, four-wheel drive engagement and full locking differentials.
- Specially designed to match the power of the X8, the rear axle is sturdy and reliable and features annular-piston wet multi-disc brakes.

## HYDRAULIC SYSTEM

- The X8 series tractors feature a closed-centre hydraulic system with variable-displacement pump. This means that the pump always delivers exactly the quantity of oil that the system requires, thereby eliminating unnecessary power waste. The system supplies 157 l/min to the hitch and remote valves and 115 l/min to the steering system, allowing for simultaneous operation of all hydraulic functions. A high-flow pump providing 212 l/min is available as an option. The electronically-controlled rear hitch is equipped with lower link draft sensing for accurate implement control and provides a maximum lift capacity of 12000 kg.
- The X8 tractors can be fitted with up to 10 electro-hydraulically controlled remote valves: six at the rear, two in mid-position and two at the front.

## PTO

- The X8 range has been designed to operate in a variety of conditions with heavy, power-demanding implements. The PTO offers three speeds: 540Eco, 1000 and 1000Eco rpm and the driveline design en-

ures minimal power loss and therefore maximum productivity.

- An electro-hydraulically operated clutch enables smooth and modulated engagement of the PTO, ensuring a soft start-up of the implement. External PTO and hitch controls are located on the rear fenders making it easier to attach implements from the ground.

## AUTO PTO FUNCTION

- The Auto PTO feature will automatically disengage and reengage the PTO at three-point linkage heights set by the operator, this reduces implement driveline damage and gives the operator precise control of the implement during headland turns.

## FRONT HITCH AND PTO


- The X8 series features as standard a front hitch with a lift capacity of up to 5000 kg. A front PTO with a dedicated remote valve is available as an option.

## IMPLEMENT CONTROL WITH ISOBUS

- The X8 series comes standard with ISOBUS system. This technology utilizes the tractor CANBUS network and allows the operator to manage the implement operating parameters and performance via a dedicated menu in the DSM monitor.
- The ISOBUS system allows communication between tractor, implement and on-board computer by synchronising the data exchange for improved operating efficiency.

## SATELLITE-BASED GUIDANCE SYSTEM

- The optional satellite-based guidance system is controlled via a dedicated 8.4" touch screen monitor in conjunction with a satellite antenna fitted on the roof of the tractor cab. The Precision Steering Management (PSM) is an optional feature specially designed for professional farmers that provides up to 2cm accuracy of path tracking with RTK guidance system, making it ideal for open field applications.
- Supplied in conjunction with the satellite guidance system is also the Eazysteer quick steering system with dynamic management which allows the tractor to make a complete turn by turning the steering wheel only 180°.



# YOUR NEW MOBILE OFFICE

## New PremiereCab: unequalled visibility and total comfort

When sitting behind the wheel of the X8, you will enjoy the panoramic view only a Premiere Cab can provide. The VT Easy Pilot proportional controller allows the operator fingertip control of all tractor functions. The air-suspended swivel seat with anti-vibration system and backrest ventilation combined with cab and independent front axle minimizes shocks ensuring the operator superior ride comfort in any condition. The automotive-grade fit and finish further enhances the operator comfort. The cab is pressurized to keep a clean, dust-free environment, while a highly-efficient automatic climate control maintains the desired cab temperature whatever the outdoor weather conditions.



### **Data Screen Manager (DSM) and multi-function armrest**

- The modern 12-inch DSM touchscreen monitor is bright and provides easy and intuitive control of tractor functions.
- The multi-function armrest integrated into the seat frame accommodates the main tractor controls.

### **Hide-away trainer seat**

- The driving position features a large and stylish air-suspended driver seat that can be optionally equipped with heating and ventilation system.
- Trainers can also travel in comfort thanks to an innovative, upholstered buddy seat, which neatly folds away to allow easier and safer access to the cab.

### **Cab roof**

- The automatic climate controls are conveniently built into a stylish roof console. An opening transparent roof hatch provides extra visibility for loader operations.

### **Cab suspension**

- The hydraulic cab suspension (McCormick Suspended Hydro Cab), standard on the X8 tractor, provides superior levels of performance, ensuring maximum ride comfort and safety on all terrains.



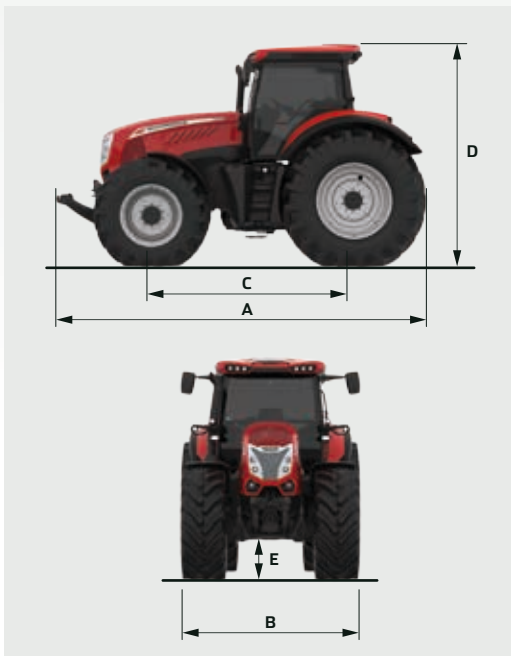


		<b>X8.660</b> VT DRIVE	<b>X8.670</b> VT DRIVE	<b>X8.680</b> VT DRIVE
<b>ENGINE</b>				
TIER 4 FINAL		BETAPOWER	BETAPOWER	BETAPOWER
ELECTRONIC HIGH PRESSURE COMMON RAIL WITH EVGT		●	●	●
TURBO/AIR-TO-AIR INTERCOOLER		●	●	●
MAX. ENGINE POWER AT 1900 RPM (ISO TR 14396 ECE R120)	HP/KW	264/194	286/210	310 /228
RATED ENGINE POWER AT 2100 RPM (ISO TR 14396 ECE R120)	HP/KW	258/190	271 /199	301 / 221
RATED ENGINE SPEED	RPM	2100	2100	2100
MAX. TORQUE (ISO TR 14396 ECE R120)	NM	1132	1194	1282
TORQUE RISE		37%	32%	28%
BORE / STROKE	MM	104 / 132	104 / 132	104 / 132
DISPLACEMENT / NO. OF CYLINDERS / NO. OF VALVES	CM <sup>3</sup>	6728/6/24	6728/6/24	6728/6/24
S.C.R. EXHAUST SYSTEM		●	●	●
ADBLUE TANK CAPACITY	L	70	70	70
FUEL TANK CAPACITY	L	550	550	550
<b>CLUTCH</b>				
MULTI-DISC WET CLUTCH		●	●	●
<b>TRANSMISSION</b>				
VT-DRIVE CONTINUOUSLY VARIABLE TRANSMISSION (4 RANGES CVT)		●	●	●
ECO FORTY (40 KM/H AT REDUCED ENGINE SPEED)		●	●	●
ECO FIFTY (50 KM/H)		○	○	○
REVERSE POWER SHUTTLE		●	●	●
ELECTROHYDRAULIC DIFFERENTIAL LOCK ON REAR AXLE		●	●	●
<b>POWER TAKE-OFF</b>				
WET MULTI-DISC PTO CLUTCH		●	●	●
MODULATED ELECTROHYDRAULIC ENGAGEMENT		●	●	●
3 SPEEDS: 540E/1000E/1000 RPM		●	●	●
<b>FRONT 4WD AXLE</b>				
ELECTRONICALLY-CONTROLLED HYDRAULIC SUSPENSIONS WITH BRAKES		●	●	●
ELECTROHYDRAULIC 4WD ENGAGEMENT		●	●	●
MAX. STEERING ANGLE		55°	55°	55°
ELECTROHYDRAULIC TWIN-LOCK DIFFERENTIAL LOCK		●	●	●
<b>BRAKING SYSTEM</b>				
WET MULTI-DISC REAR BRAKES		●	●	●
AUTOMATIC 4WD ENGAGEMENT ON BRAKING		●	●	●
BRAKING BOOSTER SYSTEM SERVO BRAKE		●	●	●
HYDRAULIC TRAILER BRAKING		○	○	○
PNEUMATIC TRAILER BRAKING		○	○	○
<b>HYDRAULIC SYSTEM</b>				
CLOSED-CENTRE CIRCUIT		●	●	●
HYDRAULIC PUMP FLOW	L/MIN	157 (212 OPT)	157 (212 OPT)	157 (212 OPT)
STEERING PUMP FLOW	L/MIN	115	115	115
ELECTROHYDRAULICALLY-CONTROLLED REMOTE VALVES	STD/OPT	4 / 6	4 / 6	4 / 6
ELECTROHYDRAULICALLY-CONTROLLED MID-MOUNT REMOTE VALVES		2 ○	2 ○	2 ○
ELECTROHYDRAULICALLY-CONTROLLED FRONT REMOTE VALVES		2 ●	2 ●	2 ●
THREE-WAY FLOW DIVIDER		○	○	○
ELECTRONICALLY-CONTROLLED STEERING SYSTEM		●	●	●
<b>CAN BUS LIFT CONTROL HITCH</b>				
ELECTRONICALLY-CONTROLLED HITCH		●	●	●
MAX. LIFT CAPACITY	KG	12000	12000	12000
DRAFT SENSING ON LOWER LINKS		●	●	●
THREE-POINT HITCH	CAT.	3	3	3
DOUBLE-ACTING FRONT LINKAGE (MAX LIFTING CAPACITY 5000 KG)		●	●	●

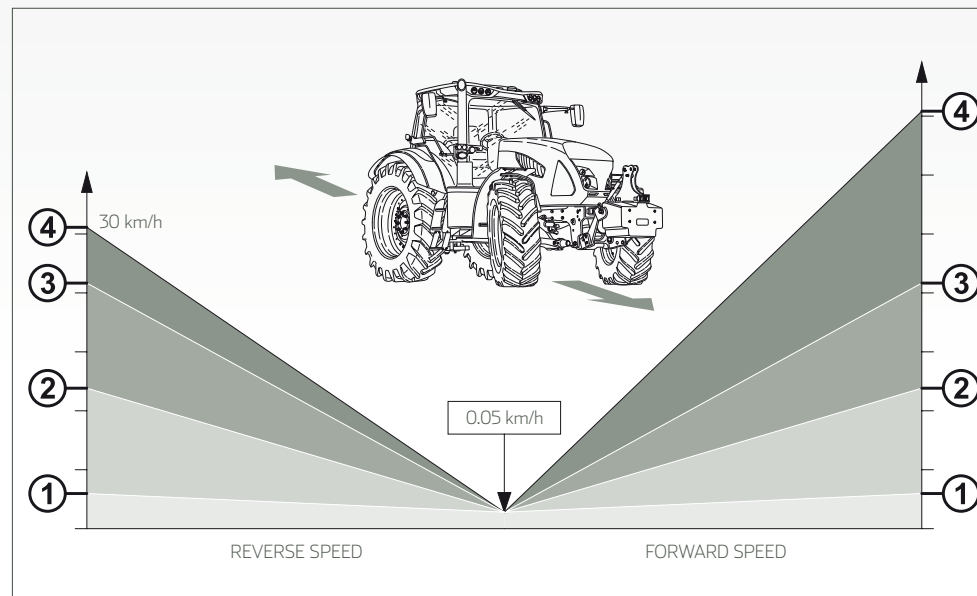
Key: ● standard ○ option — not available

	X8.660 VT DRIVE	X8.670 VT DRIVE	X8.680 VT DRIVE
<b>CAB AND DRIVING POSITION</b>			
PREMIERE CAB WITH FOUR-POST DESIGN AND FLAT-DECK PLATFORM	●	●	●
McCORMICK SUSPENDED HYDRO CAB - ELECTRONICALLY-CONTROLLED HYDRAULIC CAB SUSPENSION	●	●	●
CLIMATE CONTROL	●	●	●
DIGITAL INSTRUMENT PANEL WITH PERFORMANCE MONITOR	●	●	●
DELUXE LOW-FREQUENCY AIR SUSPENSION SEAT WITH VENTILATION AND ARMREST	●	●	●
PSM READY	●	●	●
RADIO / BLUETOOTH / MP3 READY	●	●	●
ISOBUS ADAPTOR	●	●	●
ISOBUS FRONT ADAPTOR	○	○	○
12" DSM TOUCHSCREEN MONITOR	●	●	●
PSM - PRECISION STEERING MANAGEMENT KIT	○	○	○
HIDE-AWAY TRAINER SEAT + AIR-CONDITIONED IN-CAB STORAGE COMPARTMENT	●	●	●
LED LIGHTS	●	●	●
<b>DIMENSIONS AND WEIGHTS</b>			
MAX FRONT TYRE SIZE	650/65R34	650/65R34	650/65R34
MAX REAR TYRE SIZE	900/60R42	900/60R42	900/60R42
A - MAX. LENGTH (WITH BALLAST WEIGHTS)	MM 5150	5150	5150
B - MIN. WIDTH	MM 2930	2930	2930
C - WHEELBASE	MM 3000	3000	3000
D - HEIGHT OVER CAB	MM 3400	3400	3400
E - GROUND CLEARANCE	MM 520	520	520
TOTAL WEIGHT WITHOUT BALLAST WEIGHTS	KG 10800	10800	10800
<b>OPTIONAL EQUIPMENT</b>			
FRONT PTO (1000 RPM)	○	○	○
FRONT WEIGHT FOR HITCH KG 2450	○	○	○
REAR WEIGHT KG 250 X 4	○	○	○

Key: ● standard ○ option — not available



## TRAVEL SPEED



SPEED RANGE	MAXIMUM SPEED (FORWARD)
1	3 KM/H
2	12 KM/H
3	21 KM/H
4	40 KM/H or 50 KM/H

SPEED RANGE	MAXIMUM SPEED (REVERSE)
1	3 KM/H
2	12 KM/H
3	21 KM/H
4	30 KM/H



via G. Matteotti, 7 | 42042 Fabbrico [RE] Italia  
t. +39.0522.656.111 | f. +39.0522.656.476  
webmaster@argotracors.com | www.argotracors.com



graphic design: [gruppo saldatori bzzbzz@gruposaldatori.com](mailto:gruppo_saldatori_bzzbzz@gruposaldatori.com)  
All data and illustrations provided in this brochure are for  
information purposes only and can be changed without notice.

 **MCM298/0916**